

SUPPLEMENT TO PARTS CATALOGUE/TECHNICAL GUIDE Cal. 3M22A

CHANGE OF POWER RESOURCE AND PARTS INFORMATION FOR Cal. 3M21A, 3M22A

We would like to announce that the power resource and other parts for Cal. 3M21A/3M22A are changed to new ones which lead to enhanced performance and longer duration.

Notes:

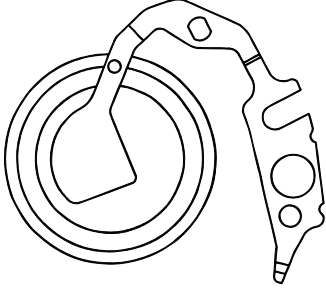
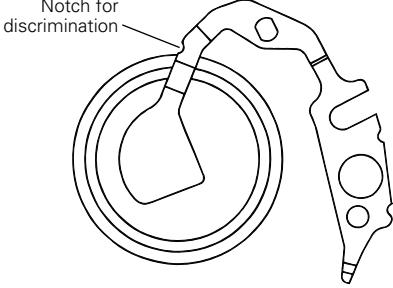
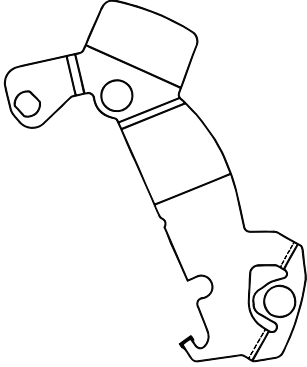
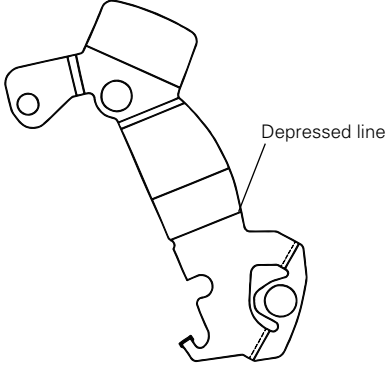
- When repairing Cal. 3M21A/3M22A watches, please be sure to refer to this supplement together with "PARTS CATALOGUE/TECHNICAL GUIDE Cal. 3M22A" issued in July 1994.
- When the new rechargeable battery unit is installed into the movement, please note that the original capacitor clamp should not be used. If the original clamp is used with new rechargeable battery unit, it could lead to short circuit or damage the movement. To avoid disorder, please order rechargeable battery unit and rechargeable battery clamp in a set by parts code "3027 3MZ" (3027 3MZ contains rechargeable battery unit and rechargeable battery clamp.)
- After the new rechargeable battery unit is installed, the indicator display for duration of charge will change. Please see below chart of "Comparative matrix between original and new power resource".
- In and after September 2001, original capacitor unit will be discontinued and no longer available. New parts in a set (rechargeable battery unit and rechargeable battery clamp) will be supplied to you if you order the old capacitor by parts number No. 3029 011.

[INFORMATION: Comparative matrix between original and new power resource]

| Indicator display and Duration (Approx.) | Original capacitor (3029 011) | | New rechargeable battery unit (3027 29N) | |
|--|-------------------------------|-------------|--|--|
| | 5 seconds | 3 hours | 3 ~ 10 hours | |
| | 10 seconds | 1 day | 10 hours ~ 1 day | |
| | 20 seconds | 2 days | 1 ~ 40 days | |
| | 30 seconds | 3 days | 40 days | |
| Indicator display and Number of swings (Approx.) * | 5 seconds | 100 times | 100 times | |
| | 10 seconds | 500 times | 200 times | |
| | 20 seconds | 800 times | 700 times | |
| | 30 seconds | 1,200 times | 16,000 times | |

* The number of swings may differ according to the way of swinging.

PARTS LIST

| Part name | Original parts code | New parts code |
|---|---|--|
| K.E.S.U. (Capacitor unit / Rechargeable battery unit) | <p style="text-align: center;">3029 011 (Capacitor unit)</p>  <p style="text-align: center;">"SL621" is written on the other side.</p> | <p style="text-align: center;">*3027 29N (Rechargeable battery unit)</p>  <p style="text-align: center;">"MT616" is written on the other side.</p> |
| Capacitor clamp / Rechargeable battery clamp | <p style="text-align: center;">4225 551</p>  | <p style="text-align: center;">*4225 501 (This cannot be used with the original capacitor unit.)</p>  <p style="text-align: center;">This part is used in common for Cal. 3M6 Series.</p> |

* When you change the original capacitor to new rechargeable battery unit, the clamp is also required to be changed. Please order them as a set by parts code 3027 3MZ to avoid confusion. (3027 3MZ contains rechargeable battery unit and rechargeable battery clamp.)

* Each parts also can be supplied separately by each parts code.