


Cal. 6347A

Characteristics

Casing diameter : ϕ 27.0 mm
 Maximum height : 5.8 mm
 Vibrations per hour : 21,600
 Automatic winding with sweep second
 Calendar (date)
 Instant date setting
 Instant moon phase indicator setting
 "Diashock" Shock Resistant Device

Catalog No.



☆ ⇨ Please see remarks.

Calibre No.		Jewels	Style Name	
6347A		23j		
⇒ Basic Calibre 6349A 23J Catalog No.63-49-1				
PART NO.	PART NAME	PART NO.	PART NAME	
112 609	Barrel & train-wheel bridge	014 365	Diashock hole jewel with frame	
122 602	Center wheel bridge	015 113	Diafix spring	
161 805	Pallet cock	015 411	Diafix upper hole jewel with frame for escape wheel	
171 611	Balance cock	015 421	Diafix upper hole jewel with frame for third wheel	
193 600	Framework for automatic device with ball-bearing	022 160	Stud screw	
205 613	Complete barrel with arbor & main spring	022 256	Date dial guard screw A	
213 612	Barrel arbor	022 256	Pallet cock screw	
221 611	Center wheel with cannon pinion	022 256	Framework screw-for automatic device with ball-bearing	
225 604	Cannon pinion	022 256	Date driving wheel screw	
231 602	Third wheel & pinion	022 257	Date dial guard screw B	
241 602	Fourth wheel & pinion	022 257	Center wheel bridge screw	
251 603	Escape wheel & pinion	022 257	Setting lever spring screw	
261 611	Minute wheel	022 458	Screw for oscillating weight	
271 602	Hour wheel	022 467	Ratchet wheel screw	
282 601	Clutch wheel	022 491	Minute wheel bridge screw	
285 611	Ratchet wheel	022 493	Barrel & train wheel bridge screw	
301 611	Jewelled pallet fork & staff	022 493	Balance cock screw	
311 601	Balance complete with stud	022 761	Dial screw	
341 601	Regulator	023 039	Tube for framework screw of automatic device	
345 601	Stud holder	023 040	Tube for pallet cock screw	
☆354 601	Winding stem	023 150	Tube for pallet cock screw	
381 601	Click	023 151	Tube for barrel & train wheel bridge screw	
383 601	Setting lever			
384 601	Yoke			
387 600	Minute wheel bridge			
388 601	Setting lever spring			
390 601	Setting lever axle			
401 615	Mainspring			
500 601	Oscillating weight			
505 601	Transmission wheel			
☆634 501	Moon phase indicator			
651 600	Date dial guard B			
☆801 646	Date dial			
802 601	Date driving wheel			
803 600	Setting wheel lever complete			
808 603	Date dial guard A			
810 601	Date jumper			
817 600	Intermediate moon phase wheel			
817 611	Intermediate date wheel			
831 611	Pawl lever with jewel			
839 601	Holder for transmission wheel & pawl			
☆866 531	Holding ring for dial			
951 600	Moon phase jumper			
963 610	Snap for moon phase indicator			
1012 600	Moon phase finger			
011 123	Upper hole jewel for barrel			
011 145	Upper hole jewel for center wheel			
011 206	Diafix upper cap jewel for escape wheel			
011 210	Diashock cap jewel			
011 306	Upper hole jewel for fourth wheel			
011 503	Upper hole jewel for pallet			
011 532	Lower hole jewel for third wheel			
011 723	Lower hole jewel for pallet			
011 724	Lower hole jewel for transmission wheel			
014 317	Diashock spring			
014 363	Diashock upper frame			
014 364	Diashock lower frame			

☆ ⇒ Please see remarks on the next page.

Calibre No. <h1 style="text-align: center;">6347A</h1>	Jewels <h1 style="text-align: center;">23j</h1>	Style Name
⇨ Basic Calibre 6349A 23J Catalog No.63-49-1		

Remarks :

Winding stem

☆354 601The type of winding stem is determined based on the design of cases and dials.

Check the case number and refer to "SEIKO Quartz Casing Parts Catalogue" to choose a corresponding winding stem.

Moon phase indicator

☆634 501Used when the crown is located at **3** o'clock position.

If any other type of Moon phase indicator is required, specify ① Cal. No. ② The crown position ③ Dial No.

Date dial

☆801 646Used when the crown is located at **3** o'clock position and the calendar frame is at **6** o'clock position.

If any other type of Date dial is required, specify ① Cal. No. ② The crown position ③ Dial No.



Holding ring for dial

☆866 531The type of a holding ring for dial is determined based on the design of cases.

Check the case number and refer to "SEIKO Quartz Casing Parts Catalogue" to choose a corresponding holding ring for dial.

CAL. 6347A WATCH TECHNICAL GUIDE

- Cal. 6347A has a lunar calendar mechanism, and it is only on this specification that Cal. 6347A is different than Cal. 6309A.
The explanation here is only for the particular points of Cal. 6347A. Refer to the "TECHNICAL GUIDE, CAL. 6309A" for details.



1) SPECIFICATIONS

Casing diameter	φ27.0 mm
Height	5.8 mm
Vibrations per hour	21,600 times/hour
Automatic winding	
Calendar (date) function	
Lunar calendar function	
Instant date setting function	

2) SETTING MECHANISM

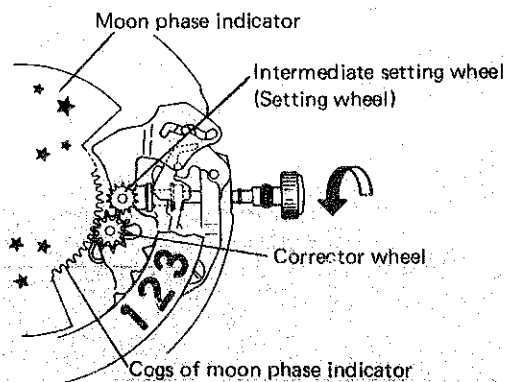
**Crown at the first click position
(for moon phase setting)**

Counterclockwise turning (moon phase setting)

The corrector wheel will move toward the moon phase indicator and then gear with its cogs to adjust the moon phase.

The turning force transmission is:

Crown → Clutch wheel → Setting wheel →
Intermediate setting wheel → Corrector wheel →
Moon phase indicator.



3) DISASSEMBLING AND REASSEMBLING (CALENDAR MECHANISM)

Disassembling procedures Figs.: ① → ②③

Reassembling procedures Figs.: ②③ → ①

Use the movement holder S-500 for disassembling and reassembling.

4) LUBRICATION

Types of oil

● Moebius A, Normal quantity

○ SEIKO Watch Oil S-6, Normal quantity

6347A Calendar mechanism

