


SEIKO

QUARTZ

Cal. 8223A

PARTS LIST

Cal. 8223A



122 820



131 822



☆221 820



231 820



☆241 820



261 820



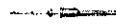
☆271 820



281 820



282 821



354 825



383 821



384 820



388 821



☆470 503



701 820



737 820



☆801 506



808 820



810 820



867 820



962 820



963 820



989 820



4001 821



4002 820



4146 820



4239 820



4242 821



4259 820



4270 820



4408 820



☆Maxell SR936SW



022 256



022 744



Cal. 8223A

Characteristics

Casing diameter: ϕ 24.0 mm
 Maximum height: 3.8 mm without battery
 Jewels: 4 j
 Frequency of quartz crystal oscillator: 32,768 Hz (Hz=Hertz Cycles per second)
 Driving system: Step motor system (2 poles)
 Regulation system: Trimmer condenser
 Calendar (Day & Date)
 Second setting device
 Instant setting device for day & date calendar
 Bilingual change-over system for day of the week
 Battery life indicator: Second hand moves in two-second interval

PART NO.	PART NAME	PART NO.	PART NAME
122 820	Center wheel bridge	023 785	Lower bush for third wheel
131 822	Third wheel bridge	023 785	Lower bush for fifth wheel
☆221 820	Center wheel & pinion (4.02 mm)	027 034	Tube for center wheel bridge
☆221 821	Center wheel & pinion (3.67 mm)	☆027 035	Tube for third wheel bridge A
231 820	Third wheel & pinion	☆027 036	Tube for third wheel bridge B
☆241 820	Fourth wheel & pinion (5.45 mm)	☆027 037	Tube for third wheel bridge C
☆241 821	Fourth wheel & pinion (5.08 mm)	☆027 038	Tube for circuit block screw A
261 820	Minute wheel	☆027 039	Tube for circuit block screw B
☆271 820	Hour wheel (1.97 mm)	027 040	Anti-magnetic shield plate screw pin
☆271 821	Hour wheel (1.67 mm)	027 853	Minute wheel pin
281 820	Setting wheel	027 855	Pin for intermediate wheel for day correction
282 821	Clutch wheel		Eccentric dial pin
354 825	Winding stem	027 946	
383 821	Setting lever	☆Maxell SR936SW	Silver oxide battery
384 820	Yoke (Clutch lever)	☆U.C.C. 394	
388 821	Setting lever spring		
☆470 503	Day star with dial disk		
701 820	Fifth wheel & pinion		
737 820	Date corrector setting wheel		
☆801 506	Date dial		
808 820	Date dial guard		
810 820	Date jumper		
867 820	Date driving wheel		
962 820	Intermediate wheel for calendar correction		
963 820	Snap for day star with dial disk		
989 820	Intermediate wheel for day correction		
4001 821	Circuit block		
4002 820	Coil block		
4146 820	Step rotor		
4239 820	Rotor stator		
4242 821	Battery connection (+)		
4259 820	Anti-magnetic shield plate		
4270 820	Battery connection (--)		
4408 820	Circuit block spacer		
022 256	Center wheel bridge screw		
022 256	Third wheel bridge screw		
022 256	Circuit block screw		
022 256	Anti-magnetic shield plate screw		
022 256	Setting lever spring screw		
022 744	Date dial guard screw		
011 537	Upper hole jewel for third wheel		
011 537	Upper hole jewel for fifth wheel		
011 537	Upper hole jewel for step rotor		
011 537	Lower hole jewel for step rotor		
023 340	Yoke banking pin		
023 369	Yoke pin (Tube for yoke)		

☆ ⇨ Please see remarks on the reverse page.
 Part numbers in light letters are not shown in photos.

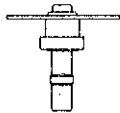
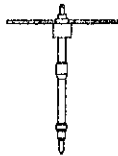

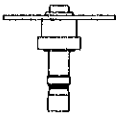
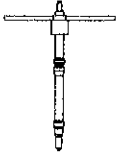

Cal. 8223A

Remarks:

Center wheel & pinion, Fourth wheel & pinion and Hour wheel

There are two different types as specified below.

Combination:

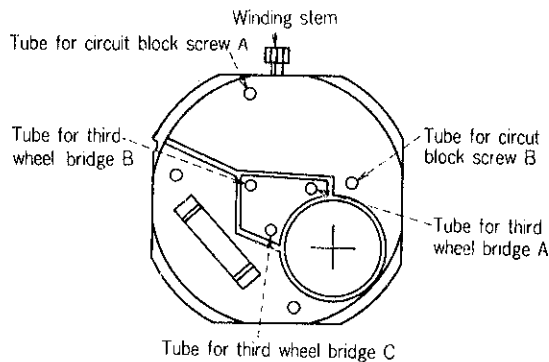
Type	Center wheel & pinion	Fourth wheel & pinion	Hour wheel
a	 ☆221 820	 ☆241 820	 ☆271 820 (Silver)
b	 ☆221 821	 ☆241 821	 ☆271 821 (Gold)

Day star with dial disk

☆470 503 (English ↔ Spanish, black figures on white background).....Used when both the crown and the calendar frame are located at 3 o'clock position. If any other type of day star with dial disk is required, specify the number printed on the disk.

Tube for third wheel bridge (A, B, C), tube for circuit block screw (A, B)

☆027 035 }
 ☆027 036 } Refer to the illustration below for the position of tube for third wheel bridge (A, B, C),
 ☆027 037 } and tube for circuit block screw (A, B).
 ☆027 038 }
 ☆027 039 }



Date dial

☆801 506.....Used when both the crown and the calendar frame are located at 3 o'clock position. If any other type of date dial is required, specify ① Cal. No. ② The crown position ③ The calendar frame position and ④ Dial No.

Battery

☆U. C. C. 394 } The applied battery for this calibre might be added the substitutive in the future. In
 ☆Maxell SR936SW } that case, please refer to separate "BATTERIES FOR SEIKO QUARTZ
WATCHES".